

























































# 35 50m Butterfly Men Heat

Official

Rank	Competitor	Age	Club	RT	PTS	Result	
1	Jack Hendy	25		0.71		<b>24.11</b> Entry: 23.92 <b>+0.19</b>	QA
2	Christopher Elson	27		0.63		<b>24.21</b> Entry: 24.17 <b>+0.04</b>	QA
3	Caleb Carlisle	20		0.70		<b>24.29</b> Entry: 24.39 <b>-0.10</b>	QA
4	Carter Swift	27		0.67		<b>24.30</b> Entry: 23.99 <b>+0.31</b>	QA
5	Cameron Gray	22		0.66		<b>24.39</b> Entry: 23.83 <b>+0.56</b>	QA
5	Thomas Nankervis (V)	22		0.67		<b>24.39</b> Entry: 24.03 <b>+0.36</b>	QA
7	Orlando Hardie	17	Ha...	0.65		<b>25.01</b> Entry: 25.13 <b>-0.12</b>	QA
8	Rui Hou	17		0.70		<b>25.07</b> Entry: 25.79 <b>-0.72</b>	QA
9	Neo Salomonsson	17				<b>25.12</b> Entry: 25.04 <b>+0.08</b>	QB
10	Kayne Howat	17		0.65		<b>25.15</b> Entry: 24.87 <b>+0.28</b>	QB
11	Daniel Kregting	18		0.63		<b>25.24</b> Entry: 25.29 <b>-0.05</b>	QB
12	Ryan Peck	20		0.67		<b>25.27</b> Entry: 24.84 <b>+0.43</b>	QC
13	Bronson Lloyd	23		0.61		<b>25.29</b> Entry: 25.30 <b>-0.01</b>	QC
14	Alastair Miller (V)	21		0.62		<b>25.34</b> Entry: 24.70 <b>+0.64</b>	QC
15	Neo Urlich	18				<b>25.41</b> Entry: 24.92 <b>+0.49</b>	QB
16	Igor Russanov	18				<b>25.43</b> Entry: 26.19 <b>-0.76</b>	QB
17	Ethan MacDonald	19	Ha...	0.75		<b>25.47</b> Entry: 25.48 <b>-0.01</b>	QC

18	 Harvey Larke (V)	20		0.71	<b>25.63</b> Entry: 25.47 <b>+0.16</b>	QC
19	 Brendan Visser	20		0.63	<b>25.64</b> Entry: 25.30 <b>+0.34</b>	QC
20	 Liam Curling	16		0.61	<b>25.67</b> Entry: 25.30 <b>+0.37</b>	?
20	 Luke Manderson	17		0.63	<b>25.67</b> Entry: 25.76 <b>-0.09</b>	?
22	 Charlie Dickison	15		0.65	<b>25.87</b> Entry: 25.81 <b>+0.06</b>	QC
23	 Grayson Coulter	14		0.64	<b>25.88</b> Entry: 25.71 <b>+0.17</b>	
24	 Hajin Jun (V)	19		0.61	<b>25.94</b> Entry: 25.83 <b>+0.11</b>	
25	 Jacob Humphries	17		0.75	<b>25.98</b> Entry: 25.37 <b>+0.61</b>	QB
26	 Flyn Beattie	17		0.69	<b>26.11</b> Entry: 26.16 <b>-0.05</b>	QB
27	 Sam Kenny	20		0.68	<b>26.14</b> Entry: 24.86 <b>+1.28</b>	
27	 Eric Yuan	18		0.65	<b>26.14</b> Entry: 25.97 <b>+0.17</b>	
29	 Henry Williams	23		0.67	<b>26.35</b> Entry: 25.05 <b>+1.30</b>	
30	 Samuel Poching	23		0.74	<b>26.41</b> Entry: 26.48 <b>-0.07</b>	
31	 William Campbell	30			<b>26.44</b> Entry: 25.65 <b>+0.79</b>	
32	 Corne Diener	18		0.63	<b>26.46</b> Entry: 26.33 <b>+0.13</b>	
33	 William Delamare	18		0.65	<b>26.61</b> Entry: 26.30 <b>+0.31</b>	
34	 Lucas Perceval	18		0.71	<b>26.67</b> Entry: 27.00 <b>-0.33</b>	
35	 Mun Jager	18		0.73	<b>26.69</b> Entry: 26.58 <b>+0.11</b>	
36	 Noah Lomas	14		0.69	<b>26.87</b> Entry: 26.96 <b>-0.09</b>	
37	 Zachary Horton	14		0.66	<b>26.91</b> Entry: 26.96 <b>-0.05</b>	

38	 JingYang Chua	15		0.68	<b>26.98</b> Entry: 26.92 <b>+0.06</b>
39	 Cole Fougere	17			<b>27.15</b> Entry: 26.95 <b>+0.20</b>
40	 Ryan Hewertson	17		0.68	<b>27.16</b> Entry: 27.23 <b>-0.07</b>
41	 Max Gardiner	21		0.65	<b>27.22</b> Entry: 27.04 <b>+0.18</b>
42	 Zandre Herbst	15		0.72	<b>27.37</b> Entry: 27.30 <b>+0.07</b>
43	 Tyson Lynch	18		0.71	<b>27.46</b> Entry: 26.77 <b>+0.69</b>
44	 Dylan Greupink	17		0.73	<b>28.33</b> Entry: 27.33 <b>+1.00</b>
-	 Louis Clark	24			<b>DNS</b>